

## AN ASYMPTOTIC PRESERVING SCHEME FOR KINETIC CHEMOTAXIS MODELS IN TWO SPACE DIMENSIONS

ALINA CHERTOCK\*

Department of Mathematics  
North Carolina State University  
Raleigh, NC, 27695, USA

ALEXANDER KURGANOV

Department of Mathematics  
Southern University of Science and Technology of China  
Shenzhen, 518055, China  
and  
Mathematics Department  
Tulane University  
New Orleans, LA 70118, USA

MÁRIA LUKÁČOVÁ-MEDVIĐOVÁ

Institute of Mathematics  
University of Mainz  
Staudingerweg 9, 55099 Mainz, Germany

ŞEYMA NUR ÖZCAN

Department of Mathematics  
North Carolina State University  
Raleigh, NC, 27695, USA

(Communicated by Pierre Degond)

---

2010 *Mathematics Subject Classification*. Primary: 92C17, 35Q20, 76M45; Secondary: 76P99, 65M06, 65M70;

*Key words and phrases*. Chemotaxis, kinetic equations, multiscale models, asymptotic preserving (AP) methods, operator splitting.

\* Corresponding author: Alina Chertock.

ABSTRACT. In this paper, we study two-dimensional multiscale chemotaxis models based on a combination of the macroscopic evolution equation for chemoattractant and microscopic models for cell evolution. The latter is governed by a Boltzmann-type kinetic equation with a local turning kernel operator which describes the velocity change of the cells. The parabolic scaling yields a non-dimensional kinetic model with a small parameter, which represents the mean free path of the cells. We propose a new asymptotic preserving numerical scheme that reflects the convergence of the studied micro-macro model to its macroscopic counterpart—the Patlak-Keller-Segel system—in the singular limit. The method is based on the operator splitting strategy and a suitable combination of the higher-order implicit and explicit time discretizations. In particular, we use the so-called even-odd decoupling and approximate the stiff terms arising in the singular limit implicitly. We prove that the resulting scheme satisfies the asymptotic preserving property. More precisely, it yields a consistent approximation of the Patlak-Keller-Segel system as the mean-free path tends to 0. The derived asymptotic preserving method is used to get better insight to the blowup behavior of two-dimensional kinetic chemotaxis model.

**1. Introduction.** Chemotaxis is the movement of cells towards a chemical substance in a medium and it is often modeled by systems of PDEs. The classical PDE chemotaxis model is the Patlak-Keller-Segel (PKS) system [49, 38, 39, 40], which is derived at the macroscopic level in terms of the cell density and chemoattractant concentration. In the two-dimensional (2-D) case, this model reads as

$$\rho_t = \nabla \cdot (D\nabla\rho - \chi\rho\nabla S), \quad (1)$$

$$\tau S_t = \alpha\Delta S - \beta S + \gamma\rho, \quad (2)$$

where  $\mathbf{x} = (x, y) \in \Omega \subset \mathbb{R}^2$  are spatial variables and  $t$  is time,  $\rho(\mathbf{x}, t)$  is the cell density and  $S(\mathbf{x}, t)$  is the chemoattractant concentration,  $D$  and  $\alpha$  are positive diffusion constants,  $\chi$  is the chemotactic sensitivity constant, and the positive constants  $\gamma$  and  $\beta$  stand for the production and degradation rate of the chemoattractant, respectively. The constant  $\tau$  determines the type of the system: It is parabolic-parabolic if  $\tau = 1$  and parabolic-elliptic for  $\tau = 0$ . In recent years, several modifications of the PKS system have also been studied; see, e.g., [5, 9, 26, 27, 28, 42, 50] and references therein.

In order to describe the chemotaxis at the cellular (microscopic) level, a class of Boltzmann-type kinetic equations has been developed. A stochastic approach based on the velocity-jump process was introduced in [54] and was later used in the framework of kinetic chemotaxis models in [1, 48, 52]. The velocity-jump process characterizes the movement in two phases, namely, *run* and *tumble*. During the *run* phase, the cells move (almost) linearly with constant speed and in the *tumble* phase, they reorient their motion with a new velocity and direction. The Boltzmann-type kinetic model reads as

$$f_t + \mathbf{v} \cdot \nabla_{\mathbf{x}} f = \int_V (T[S]f' - T^*[S]f) d\mathbf{v}', \quad (3)$$

where  $f := f(\mathbf{x}, t, \mathbf{v})$  is the probability density function (pdf) of cells at the position  $\mathbf{x}$  with the velocity  $\mathbf{v} = (u, v) \in V \subset \mathbb{R}^2$  at a given time  $t$ , and  $f' := f(\mathbf{x}, t, \mathbf{v}')$ . In (3),  $T[S]$  is the turning kernel operator, which describes the velocity change from  $\mathbf{v}'$  to  $\mathbf{v}$  at  $(\mathbf{x}, t)$ , that is,  $T[S] := T[S](\mathbf{x}, t, \mathbf{v}, \mathbf{v}')$  and  $T^*[S] := T^*[S](\mathbf{x}, t, \mathbf{v}', \mathbf{v})$ . Specifying the turning kernel  $T$  is a crucial point in the kinetic chemotaxis modeling,

which will be discussed in the §2. Notice that the microscopic pdf  $f$  is related to the macroscopic cell density  $\rho$  in the following way:

$$\rho(\mathbf{x}, t) := \int_V f(\mathbf{x}, t, \mathbf{v}) d\mathbf{v}. \quad (4)$$

Applying the parabolic scaling to (3) yields the following non-dimensionalized kinetic equation (see, e.g., [7, 23, 47]):

$$\varepsilon f_t + \mathbf{v} \cdot \nabla_{\mathbf{x}} f = \frac{1}{\varepsilon} \int_V (T_\varepsilon[S]f' - T_\varepsilon^*[S]f) d\mathbf{v}' \quad (5)$$

with the non-dimensional scaling parameter (mean-free path)  $\varepsilon$  and the new notations:  $f := f_\varepsilon(\mathbf{x}, t, \mathbf{v})$ ,  $f' := f_\varepsilon(\mathbf{x}, t, \mathbf{v}')$ ,  $T_\varepsilon[S] := T_\varepsilon[S](\mathbf{x}, t, \mathbf{v}, \mathbf{v}')$  and  $T_\varepsilon^*[S] := T_\varepsilon^*[S](\mathbf{x}, t, \mathbf{v}', \mathbf{v})$ .

The question of convergence (in the singular limit as  $\varepsilon \rightarrow 0$ ) of the kinetic model (5) to the PKS system (1), (2) has been extensively studied. More precisely, the global in time convergence was proven in the parabolic-elliptic case in [7]. In the parabolic-parabolic case, only local convergence results were established; see [31]. We also refer the reader to [47] for more results on the limiting process.

It is well-known that if the total number of cells is sufficiently large, a concentration phenomenon may occur and can be modeled by both the PKS (1), (2) and kinetic-chemotaxis (5), (2) systems. It should be observed that under the assumption that no-flux conditions are imposed at the boundary of the domain  $\Omega$ , the total mass

$$M := \int_\Omega \rho(\mathbf{x}, t) d\mathbf{x} \quad (6)$$

is conserved for both models, but the solution behavior depends on the value of  $M$ . For instance, the solution of the 2-D PKS system (1), (2) may develop  $\delta$ -type singularities in finite time if  $M$  is larger than some critical value  $M_c$ ; see, e.g., [10, 20, 22, 24, 4, 46, 33, 16, 21]. Otherwise, the solution of (1), (2) exists globally in time. In the parabolic-elliptic case ( $\tau = 0$ ), the critical mass values are explicitly available, while this is not the case for the parabolic-parabolic system ( $\tau = 1$ ); see, e.g., [50]. The kinetic-chemotaxis system (5), (2) exhibits a similar behavior, which depends, however, not only on the value of the initial mass  $M$ , but also on the choice of the specific kernel  $T_\varepsilon$ ; see, e.g., [3, 7]. At the same time, the kinetic-chemotaxis system provides a more detailed description of the underlying cell dynamics and thus may be advantageous in a variety of applications.

The goal of this paper is twofold. First, we develop an efficient and accurate asymptotic preserving (AP) numerical method for the kinetic-chemotaxis system (5), (2). Secondly, we use this AP method to experimentally study the blowup behavior of the kinetic chemotaxis model and compare it with the macroscopic PKS model for both parabolic-elliptic ( $\tau = 0$ ) and parabolic-parabolic ( $\tau = 1$ ) cases.

One of the difficulties in achieving an efficient approximation of (5), (2) is related to the fact that the studied system is stiff when  $0 < \varepsilon \ll 1$ . If a naive numerical discretization is used, then one may need to take both spatial and temporal discretization parameters to be proportional to  $\mathcal{O}(\varepsilon)$  or even  $\mathcal{O}(\varepsilon^2)$  due to stability restrictions, which may become unaffordable for small  $\varepsilon$ . To overcome this difficulty, we develop an AP scheme, which yields a consistent approximation of the limiting

macroscopic PKS system as  $\varepsilon \rightarrow 0$  and is stable on a coarse spatio-temporal grid with the mesh parameters being independent of  $\varepsilon$ . The concept of AP methods was introduced in [37, 41] to solve kinetic transport equations in diffusive regimes. The main idea is based on a suitable operator splitting and odd-even decoupling as will be presented §3 below. This approach was afterwards generalized for a variety of kinetic models; see, e.g., [19, 34, 35, 14, 30, 13, 29, 11, 12, 43] and reference therein.

The AP property of our numerical approach is achieved by implementing an operator splitting technique combined with an idea of the even-odd formulation; see, e.g., [36, 6]. We split the system (5), (2) into the following three parts: a non-stiff linear transport system, stiff nonlinear relaxation equations for the pdf, and the macroscopic equation (2) for the chemoattractant concentration. The linear transport system is then solved by a second-order upwind method, while the nonlinear relaxation part is solved exactly. Finally, the chemoattractant equation is treated either by fast Fourier transform (FFT) in the parabolic-elliptic case or by a semi-discrete centered-difference discretization along with an implicit-explicit (IMEX) time integration in the parabolic-parabolic case. We would like to stress that the operator splitting has to be designed carefully so that the kinetic and macroscopic parabolic/elliptic equations are coupled in the way that allows one to design an efficient numerical method; see §3.2.

The paper is organized as follows. In §2, we describe a particular choice of the turning kernel for the underlying kinetic-chemotaxis model. The numerical method is developed in §3 and its AP property is then proven in §4. Finally, in §5, the performance of the proposed AP scheme is illustrated on a number of numerical examples suggesting that our AP method may be a suitable tool to get a better insight to the blowup behavior of kinetic chemotaxis model in two-space dimension for both parabolic-elliptic and parabolic-parabolic cases. We refer the reader to a related study on blowup behavior [6], where only parabolic-elliptic one- and radially symmetric two-dimensional models have been considered.

**2. Local Turning Kernel.** In this section, we select a specific turning kernel  $T_\varepsilon$ , which models the reorientation process of the cells and will be used in the kinetic equation (5). To this end, we first write the formal asymptotic expansion (see, e.g., [7, 6, 23, 47, 15]):

$$T_\varepsilon[S] = T_0[S] + \varepsilon T_1[S] + \mathcal{O}(\varepsilon^2). \quad (7)$$

Here, the leading term  $T_0[S] = F(\mathbf{v}) > 0$  is the bounded velocity distribution at the equilibrium, which satisfies the following assumptions:

$$\int_V F(\mathbf{v}) d\mathbf{v} = 1 \quad \text{and} \quad F(\mathbf{v}) = F(|\mathbf{v}|). \quad (8)$$

The coefficient of the second term in (7),  $T_1[S]$ , describes the new favorable direction of the cells and we consider the positive *taxis* towards the chemoattractant.

Throughout this paper, we employ the turning kernel operator introduced in [3], which represents a small perturbation of the equilibrium state:

$$T_\varepsilon[S](\mathbf{x}, t, \mathbf{v}, \mathbf{v}') = F(\mathbf{v}) + \varepsilon(\mathbf{v} \cdot \nabla S(\mathbf{x}, t))_+, \quad (9)$$

where  $a_+ := \max(a, 0)$ . Consequently, the kinetic equation (5) becomes:

$$\varepsilon f_t + \mathbf{v} \cdot \nabla_{\mathbf{x}} f = \frac{\rho}{\varepsilon} [F(\mathbf{v}) + \varepsilon(\mathbf{v} \cdot \nabla S)_+] - \frac{1}{\varepsilon} (1 + \varepsilon \mathcal{J} |\nabla S|) f, \quad \mathcal{J} := \int_V \left( \frac{\mathbf{v} \cdot \nabla S}{|\nabla S|} \right)_+ d\mathbf{v}. \quad (10)$$

We note that the use of this local kernel may result in solutions that blow up in finite time. On the other hand, alternative turning kernels have also been studied; see, e.g., [7, 31, 32]. It should be observed that the solution properties depend on the choice of the kernel. For instance, it was shown in [7] that the kinetic model (5), (2) with certain global kernel operators has a global solution for any initial mass. On the other hand, if the local kernel operator (9) is used, the solution may blow up. Indeed, as it has been proven in [3] for the parabolic-elliptic case, if the total mass  $M > M_c = \frac{16\pi}{|V|}$ , then the solution blows up, while if  $M < m_c = \frac{0.806\pi}{|V|}$ , then a classical solution exists globally in time. In [25], a different global kernel that reflects the cell detection and response to an external signal in finite size radius was proposed. In this case, the limiting PKS-type system contains a nonlocal sensing term and the existence of the bounded global solution was proven.

We also note that in the parabolic-parabolic case, the criteria for blow up or global existence are not explicitly known. In this paper, we develop an AP numerical method for the kinetic chemotaxis model (10), (2) and then use it to numerically investigate possible blowup scenarios in the parabolic-parabolic case.

**3. Numerical Method.** In this section, we present an AP scheme for the kinetic equation (10) coupled with the chemoattractant concentration equation (2). To this end, in §3.1, we first rewrite the system (5), (2) in the form convenient for numerical simulations using an even-odd formulation; see, e.g. [36, 6]. Then, in §3.2, we implement the Strang splitting approach, [53], by separating stiff and non-stiff parts of the system. In this setup, the stiff subsystem is solved exactly as described in §3.2.1, while the non-stiff subsystem becomes a system of linear transport equations, which is solved by a second-order upwind method presented in §3.2.2.

**3.1. Even-Odd Formulation.** In this section, we follow [36, 6] and introduce new variables  $r_1, j_1, r_2$  and  $j_2$  by considering the so-called even-odd formulation. We assume that  $\mathbf{v} \in V := \{\mathbf{v} \mid |\mathbf{v}| = v_0\}$  and denote by  $V^+ := \{\mathbf{v} = (u, v) \in V \mid u > 0, v > 0\}$ . From now on, we consider  $\mathbf{v} \in V^+$  only and rewrite equation (10) as the system of four equations obtained by substituting  $(u, v)$ ,  $(-u, -v)$ ,  $(u, -v)$ , and

$(-u, v)$  into (10):

$$\begin{aligned}
& \varepsilon f_t(u, v) + u f_x(u, v) + v f_y(u, v) \\
& \quad = \frac{\rho}{\varepsilon} [F(u, v) + \varepsilon(uS_x + vS_y)_+] - \frac{1}{\varepsilon} (1 + \varepsilon \mathcal{J} |\nabla S|) f(u, v), \\
& \varepsilon f_t(-u, -v) - u f_x(-u, -v) - v f_y(-u, -v) \\
& \quad = \frac{\rho}{\varepsilon} [F(-u, -v) - \varepsilon(uS_x + vS_y)_+] - \frac{1}{\varepsilon} (1 + \varepsilon \mathcal{J} |\nabla S|) f(-u, -v), \\
& \varepsilon f_t(u, -v) + u f_x(u, -v) - v f_y(u, -v) \\
& \quad = \frac{\rho}{\varepsilon} [F(u, -v) + \varepsilon(uS_x - vS_y)_+] - \frac{1}{\varepsilon} (1 + \varepsilon \mathcal{J} |\nabla S|) f(u, -v), \\
& \varepsilon f_t(-u, v) - u f_x(-u, v) + v f_y(-u, v) \\
& \quad = \frac{\rho}{\varepsilon} [F(-u, v) - \varepsilon(uS_x - vS_y)_+] - \frac{1}{\varepsilon} (1 + \varepsilon \mathcal{J} |\nabla S|) f(-u, v),
\end{aligned} \tag{11}$$

where  $f(\pm u, \pm v)$  is used instead of  $f(\mathbf{x}, t, \pm u, \pm v)$  for the sake of simplicity. We then define the new variables

$$\begin{aligned}
r_1(u, v) &:= \frac{1}{2} [f(u, -v) + f(-u, v)], & r_2(u, v) &:= \frac{1}{2} [f(u, v) + f(-u, -v)], \\
j_1(u, v) &:= \frac{1}{2\varepsilon} [f(u, -v) - f(-u, v)], & j_2(u, v) &:= \frac{1}{2\varepsilon} [f(u, v) - f(-u, -v)],
\end{aligned} \tag{12}$$

with a one-to-one correspondence between them and  $f$ :

$$f(u, v) = \begin{cases} r_2 + \varepsilon j_2, & u > 0, v > 0, \\ r_2 - \varepsilon j_2, & u < 0, v < 0, \\ r_1 + \varepsilon j_1, & u > 0, v < 0, \\ r_1 - \varepsilon j_1, & u < 0, v > 0. \end{cases} \tag{13}$$

It is instructive to point out that the macroscopic cell density  $\rho$  can be obtained from (4) and (12) in terms of the new variables  $r_1$  and  $r_2$ :

$$\rho(\mathbf{x}, t) = 2 \int_{V^+} [r_1(\mathbf{x}, t, \mathbf{v}) + r_2(\mathbf{x}, t, \mathbf{v})] d\mathbf{v}. \tag{14}$$

Substituting (13) into (11), yields the following system:

$$\begin{aligned}
(r_1)_t + u(j_1)_x - v(j_1)_y &= \frac{\rho}{2\varepsilon^2} [2F(u, v) + \varepsilon|uS_x - vS_y|] - \frac{1}{\varepsilon^2} (1 + \varepsilon \mathcal{J} |\nabla S|) r_1, \\
(j_1)_t + \frac{1}{\varepsilon^2} u(r_1)_x - \frac{1}{\varepsilon^2} v(r_1)_y &= \frac{\rho}{2\varepsilon^2} (uS_x - vS_y) - \frac{1}{\varepsilon^2} (1 + \varepsilon \mathcal{J} |\nabla S|) j_1, \\
(r_2)_t + u(j_2)_x + v(j_2)_y &= \frac{\rho}{2\varepsilon^2} [2F(u, v) + \varepsilon|uS_x + vS_y|] - \frac{1}{\varepsilon^2} (1 + \varepsilon \mathcal{J} |\nabla S|) r_2, \\
(j_2)_t + \frac{1}{\varepsilon^2} u(r_2)_x + \frac{1}{\varepsilon^2} v(r_2)_y &= \frac{\rho}{2\varepsilon^2} (uS_x + vS_y) - \frac{1}{\varepsilon^2} (1 + \varepsilon \mathcal{J} |\nabla S|) j_2.
\end{aligned} \tag{15}$$

Since the left-hand sides of the second and fourth equations in (15) include stiff terms with the  $\frac{1}{\varepsilon^2}$  coefficients, we add and subtract  $u(r_1)_x - v(r_1)_y$  and  $u(r_2)_x + v(r_2)_y$  from the second and fourth equations, respectively, so that we finally obtain the

following system for  $r_1, j_1, r_2$  and  $j_2$ :

$$\begin{aligned}
& (r_1)_t + u(j_1)_x - v(j_1)_y \\
&= \frac{\rho}{2\varepsilon^2}(2F(u, v) + \varepsilon|uS_x - vS_y|) - \frac{1}{\varepsilon^2}(1 + \varepsilon\mathcal{J}|\nabla S|)r_1, \\
& (j_1)_t + u(r_1)_x - v(r_1)_y \\
&= \frac{\rho}{2\varepsilon^2}(uS_x - vS_y) - \frac{1}{\varepsilon^2}\left[(1 + \varepsilon\mathcal{J}|\nabla S|)j_1 + (1 - \varepsilon^2)u(r_1)_x - (1 - \varepsilon^2)v(r_1)_y\right], \\
& (r_2)_t + u(j_2)_x + v(j_2)_y \\
&= \frac{\rho}{2\varepsilon^2}(2F(u, v) + \varepsilon|uS_x + vS_y|) - \frac{1}{\varepsilon^2}(1 + \varepsilon\mathcal{J}|\nabla S|)r_2, \\
& (j_2)_t + u(r_2)_x + v(r_2)_y \\
&= \frac{\rho}{2\varepsilon^2}(uS_x + vS_y) - \frac{1}{\varepsilon^2}\left[(1 + \varepsilon\mathcal{J}|\nabla S|)j_2 + (1 - \varepsilon^2)u(r_2)_x + (1 - \varepsilon^2)v(r_2)_y\right],
\end{aligned} \tag{16}$$

in which, all of the stiff terms are moved to the right-hand side.

**3.2. Operator Splitting.** In order to develop an efficient numerical method, we implement the operator splitting, in which the left-hand (non-stiff) and right-hand (stiff) sides of the system (16) are treated separately. To this end, we first introduce the vector  $\mathbf{W} := (r_1, j_1, r_2, j_2)^T$  and write the system (16), (2) in the following form:

$$\begin{cases} \mathbf{W}_t + A_1\mathbf{W}_x + A_2\mathbf{W}_y = \mathcal{R}, \\ \tau S_t = \alpha\Delta S - \beta S + \gamma\rho, \end{cases} \tag{17}$$

where

$$A_1 = \begin{pmatrix} 0 & u & 0 & 0 \\ u & 0 & 0 & 0 \\ 0 & 0 & 0 & u \\ 0 & 0 & u & 0 \end{pmatrix}, \quad A_2 = \begin{pmatrix} 0 & -v & 0 & 0 \\ -v & 0 & 0 & 0 \\ 0 & 0 & 0 & v \\ 0 & 0 & v & 0 \end{pmatrix}, \tag{18}$$

and

$$\mathcal{R} = \begin{pmatrix} \frac{\rho}{2\varepsilon^2}(2F(u, v) + \varepsilon|uS_x - vS_y|) - \frac{1}{\varepsilon^2}(1 + \varepsilon\mathcal{J}|\nabla S|)r_1 \\ \frac{\rho}{2\varepsilon^2}(uS_x - vS_y) - \frac{1}{\varepsilon^2}\left[(1 + \varepsilon\mathcal{J}|\nabla S|)j_1 + (1 - \varepsilon^2)u(r_1)_x - (1 - \varepsilon^2)v(r_1)_y\right] \\ \frac{\rho}{2\varepsilon^2}(2F(u, v) + \varepsilon|uS_x + vS_y|) - \frac{1}{\varepsilon^2}(1 + \varepsilon\mathcal{J}|\nabla S|)r_2 \\ \frac{\rho}{2\varepsilon^2}(uS_x + vS_y) - \frac{1}{\varepsilon^2}\left[(1 + \varepsilon\mathcal{J}|\nabla S|)j_2 + (1 - \varepsilon^2)u(r_2)_x + (1 - \varepsilon^2)v(r_2)_y\right] \end{pmatrix}.$$

We then implement the splitting approach by considering the following two subsystems:

$$\begin{cases} \mathbf{W}_t = \mathcal{R}, \\ \tau S_t = 0, \end{cases} \tag{19}$$

$$\begin{cases} \mathbf{W}_t + A_1\mathbf{W}_x + A_2\mathbf{W}_y = \mathbf{0}, \\ \tau S_t = \alpha\Delta S - \beta S + \gamma\rho. \end{cases} \tag{20}$$

We note that in the subsystem (19), only the  $\mathbf{W}$  variable is evolved in time while  $S$  remains unchanged there.

Assuming that the solution at time  $t$  is available, we evolve it to the next time level using an operator splitting algorithm, [44, 45, 53], of either the first order:

$$\begin{pmatrix} \mathbf{W}(\mathbf{x}, t + \Delta t, \mathbf{v}) \\ S(\mathbf{x}, t + \Delta t) \end{pmatrix} \approx \mathcal{L}_2(\Delta t)\mathcal{L}_1(\Delta t) \begin{pmatrix} \mathbf{W}(\mathbf{x}, t, \mathbf{v}) \\ S(\mathbf{x}, t) \end{pmatrix}, \tag{21}$$

or the second-order:

$$\begin{pmatrix} \mathbf{W}(\mathbf{x}, t + \Delta t, \mathbf{v}) \\ S(\mathbf{x}, t + \Delta t) \end{pmatrix} \approx \mathcal{L}_1(\Delta t/2)\mathcal{L}_2(\Delta t)\mathcal{L}_1(\Delta t/2) \begin{pmatrix} \mathbf{W}(\mathbf{x}, t, \mathbf{v}) \\ S(\mathbf{x}, t) \end{pmatrix}. \quad (22)$$

Here,  $\mathcal{L}_1$  and  $\mathcal{L}_2$  stand for numerical solution operators for the stiff, (19), and non-stiff, (20), subsystems, respectively.

**Remark 1.** It should be observed that the order of the operators in (21) and (22) is interchangeable.

**Remark 2.** For simplicity of presentation, we will describe the numerical schemes used to solve each one of the subsystems (19) and (20) in the context of the first-order operator splitting (21). We also use the first-order splitting in the proof of the AP property of the proposed scheme. However, in all of the numerical experiments reported in §5, we implement the second-order operator splitting (22) to decrease the effect of splitting errors on the computed solutions.

Before proceeding with the description of numerical methods for the subsystems (19) and (20), we consider a computational domain,  $\Omega \times V^+$ , where  $\Omega = [-L_x, L_x] \times [-L_y, L_y]$  and  $V^+$  was introduced in the beginning of §3.1. The spatial domain  $\Omega$  is partitioned into uniform Cartesian cells  $C_{i,j} := [x_{i-\frac{1}{2}}, x_{i+\frac{1}{2}}] \times [y_{j-\frac{1}{2}}, y_{j+\frac{1}{2}}]$  of size  $\Delta x \Delta y$  with the cell centers  $(x_i, y_j) = (x_{i-\frac{1}{2}} + \Delta x/2, y_{j-\frac{1}{2}} + \Delta y/2)$ ;  $i = 1, \dots, N_x$ ,  $j = 1, \dots, N_y$ . We also introduce a uniform grid in the velocity domain  $V^+$  consisting of  $N_\theta$  grid points:

$$\mathbf{v}_k = (v_0 \cos \theta_k, v_0 \sin \theta_k), \quad \theta_k = (k - 1/2)\Delta\theta, \quad \Delta\theta = \frac{\pi/2}{N_\theta}, \quad k = 1, \dots, N_\theta. \quad (23)$$

We also denote by  $\rho_{i,j}^n \approx \rho(x_i, y_j, t^n)$ ,  $S_{i,j}^n \approx S(x_i, y_j, t^n)$ ,  $\mathbf{W}_{i,j,k}^n \approx \mathbf{W}(x_i, y_j, t^n, \mathbf{v}_k)$ , and  $F_k := F(\mathbf{v}_k)$ .

3.2.1.  $\mathcal{L}_1$ : *Numerical Solution of the Stiff Subsystem (19).* In this section, we present a numerical scheme for the stiff subsystem (19). We start by solving the equations for  $r_1$  and  $r_2$ ,

$$\begin{aligned} (r_1)_t &= \frac{\rho}{2\varepsilon^2}(2F(u, v) + \varepsilon|uS_x - vS_y|) - \frac{1}{\varepsilon^2}(1 + \varepsilon\mathcal{J}|\nabla S|)r_1, \\ (r_2)_t &= \frac{\rho}{2\varepsilon^2}(2F(u, v) + \varepsilon|uS_x + vS_y|) - \frac{1}{\varepsilon^2}(1 + \varepsilon\mathcal{J}|\nabla S|)r_2, \end{aligned} \quad (24)$$

keeping in mind that the chemoattractant concentration  $S$  satisfies  $\tau S_t = 0$ .

It is instructive to point out that not only  $S$ , but also the macroscopic cell density  $\rho$  does not change in time during this substep. Indeed, from (14) and (24) we obtain

$$\begin{aligned} \rho_t &= 2 \int_{V^+} [r_1 + r_2] d\mathbf{v} = \frac{\rho}{\varepsilon^2} \left[ \int_{V^+} 4F(\mathbf{v}) d\mathbf{v} + \varepsilon \int_{V^+} (|uS_x - vS_y| + |uS_x + vS_y|) d\mathbf{v} \right] \\ &\quad - \frac{2}{\varepsilon^2} (1 + \varepsilon\mathcal{J}|\nabla S|) \int_{V^+} [r_1 + r_2] d\mathbf{v} = 0, \end{aligned}$$

which follows directly from (8) and the definition of  $\mathcal{J}$  in (10).

We assume that the numerical solution is available at time level  $t = t^n$  and denote by

$$\begin{pmatrix} \mathbf{W}_{i,j,k}^* \\ S_{i,j}^* \end{pmatrix} := \mathcal{L}_1(\Delta t) \begin{pmatrix} \mathbf{W}_{i,j,k}^n \\ S_{i,j}^n \end{pmatrix}. \quad (25)$$



Taking into account that  $\rho_{i,j}^* = \rho_{i,j}^n$  and  $S_{i,j}^* = S_{i,j}^n$ , we obtain the following semi-discrete approximations for  $(r_1)_{i,j,k}^*$  and  $(r_2)_{i,j,k}^*$  from (24):

$$\begin{aligned} \frac{d}{dt}(r_1)_{i,j,k}^* + \frac{1}{\varepsilon^2}(1 + \varepsilon\mathcal{J}|\nabla S_{i,j}^n|)(r_1)_{i,j,k}^* &= \frac{\rho_{i,j}^n}{2\varepsilon^2}(2F_k + \varepsilon|u_k(S_x)_{i,j}^n - v_k(S_y)_{i,j}^n|), \\ \frac{d}{dt}(r_2)_{i,j,k}^* + \frac{1}{\varepsilon^2}(1 + \varepsilon\mathcal{J}|\nabla S_{i,j}^n|)(r_2)_{i,j,k}^* &= \frac{\rho_{i,j}^n}{2\varepsilon^2}(2F_k + \varepsilon|u_k(S_x)_{i,j}^n + v_k(S_y)_{i,j}^n|). \end{aligned} \quad (26)$$

Here, we approximate the derivatives  $(S_x)_{i,j}^n$  and  $(S_y)_{i,j}^n$  with the central differences,

$$(S_x)_{i,j}^n = \frac{S_{i+1,j}^n - S_{i-1,j}^n}{2\Delta x}, \quad (S_y)_{i,j}^n = \frac{S_{i,j+1}^n - S_{i,j-1}^n}{2\Delta y},$$

and compute  $|\nabla S_{i,j}^n| = \sqrt{((S_x)_{i,j}^n)^2 + ((S_y)_{i,j}^n)^2}$ .

The linear ODEs in (26) are then solved exactly in time to obtain

$$\begin{aligned} (r_1)_{i,j,k}^* &= \eta_{i,j}(r_1)_{i,j,k}^n + \frac{1 - \eta_{i,j}}{1 + \varepsilon\mathcal{J}|\nabla S_{i,j}^n|} \left( F_k + \frac{\varepsilon}{2}|u_k(S_x)_{i,j}^n - v_k(S_y)_{i,j}^n| \right) \rho_{i,j}^n, \\ (r_2)_{i,j,k}^* &= \eta_{i,j}(r_2)_{i,j,k}^n + \frac{1 - \eta_{i,j}}{1 + \varepsilon\mathcal{J}|\nabla S_{i,j}^n|} \left( F_k + \frac{\varepsilon}{2}|u_k(S_x)_{i,j}^n + v_k(S_y)_{i,j}^n| \right) \rho_{i,j}^n, \end{aligned} \quad (27)$$

where

$$\eta_{i,j} = \exp \left\{ -\frac{\Delta t}{\varepsilon^2}(1 + \varepsilon\mathcal{J}|\nabla S_{i,j}^n|) \right\}.$$

We now solve the equations for  $j_1$  and  $j_2$ :

$$\begin{aligned} (j_1)_t &= \frac{\rho}{2\varepsilon^2}(uS_x - vS_y) - \frac{1}{\varepsilon^2} \left[ (1 + \varepsilon\mathcal{J}|\nabla S|)j_1 + (1 - \varepsilon^2)u(r_1)_x - (1 - \varepsilon^2)v(r_1)_y \right], \\ (j_2)_t &= \frac{\rho}{2\varepsilon^2}(uS_x + vS_y) - \frac{1}{\varepsilon^2} \left[ (1 + \varepsilon\mathcal{J}|\nabla S|)j_2 + (1 - \varepsilon^2)u(r_2)_x + (1 - \varepsilon^2)v(r_2)_y \right]. \end{aligned} \quad (28)$$

Equipped with the updated values of  $(r_1)_{i,j,k}^*$  and  $(r_2)_{i,j,k}^*$ , we use the central differences to compute

$$\begin{aligned} ((r_m)_x)_{i,j,k}^* &= \frac{(r_m)_{i+1,j,k}^* - (r_m)_{i-1,j,k}^*}{2\Delta x}, \\ ((r_m)_y)_{i,j,k}^* &= \frac{(r_m)_{i,j+1,k}^* - (r_m)_{i,j-1,k}^*}{2\Delta y}, \quad m = 1, 2, \end{aligned} \quad (29)$$

substitute them into (28) and arrive at the following semi-discrete approximations for  $(j_1)_{i,j,k}^*$  and  $(j_2)_{i,j,k}^*$ :

$$\begin{aligned} \frac{d}{dt}(j_1)_{i,j,k}^* + \frac{1}{\varepsilon^2}(1 + \varepsilon\mathcal{J}|\nabla S_{i,j}^*|)(j_1)_{i,j,k}^* &= \\ &= -\frac{1}{\varepsilon^2} \left[ (1 - \varepsilon^2)u_k((r_1)_x)_{i,j,k}^* - (1 - \varepsilon^2)v_k((r_1)_y)_{i,j,k}^* \right] + \frac{\rho_{i,j}^n}{2\varepsilon^2} \left[ u_k(S_x)_{i,j}^n - v_k(S_y)_{i,j}^n \right], \\ \frac{d}{dt}(j_2)_{i,j,k}^* + \frac{1}{\varepsilon^2}(1 + \varepsilon\mathcal{J}|\nabla S_{i,j}^*|)(j_2)_{i,j,k}^* &= \\ &= -\frac{1}{\varepsilon^2} \left[ (1 - \varepsilon^2)u_k((r_2)_x)_{i,j,k}^* + (1 - \varepsilon^2)v_k((r_2)_y)_{i,j,k}^* \right] + \frac{\rho_{i,j}^n}{2\varepsilon^2} \left[ u_k(S_x)_{i,j}^n + v_k(S_y)_{i,j}^n \right]. \end{aligned} \quad (30)$$

Finally, we solve the linear ODEs (30) exactly to obtain  $(j_1)_{i,j,k}^*$  and  $(j_2)_{i,j,k}^*$  (for the sake of brevity, we omit the precise formulae).

3.2.2.  $\mathcal{L}_2$ : *Numerical Solution of the Non-Stiff Subsystem (20)*. In this section, we describe the numerical solution operator  $\mathcal{L}_2$  and denote by

$$\begin{pmatrix} \mathbf{W}_{i,j,k}^{n+1} \\ S_{i,j}^{n+1} \end{pmatrix} := \mathcal{L}_2(\Delta t) \begin{pmatrix} \mathbf{W}_{i,j,k}^* \\ S_{i,j}^* \end{pmatrix} = \mathcal{L}_2(\Delta t) \mathcal{L}_1(\Delta t) \begin{pmatrix} \mathbf{W}_{i,j,k}^n \\ S_{i,j}^n \end{pmatrix}.$$

As one can see from (20), the linear hyperbolic system

$$\mathbf{W}_t + A_1 \mathbf{W}_x + A_2 \mathbf{W}_y = \mathbf{0} \quad (31)$$

with the constant coefficient matrices  $A_1$  and  $A_2$  given by (18) is, in fact, decoupled from the chemoattractant concentration equation. The latter is either the Poisson equation

$$\alpha \Delta S = \beta S - \gamma \rho, \quad (32)$$

if  $\tau = 0$ , or the parabolic equation

$$S_t = \alpha \Delta S - \beta S + \gamma \rho. \quad (33)$$

if  $\tau = 1$ . Therefore, we will first evolve the solution of (31) to obtain  $\mathbf{W}_{i,j,k}^{n+1}$ , from which the values of the macroscopic density  $\rho_{i,j}^{n+1}$  will be calculated and used in either (32) or (33) to compute  $S_{i,j}^{n+1}$ .

Upwind method for (31). We begin with the derivation of a second-order semi-discrete upwind approximation for the system (31). To this end, we first introduce the matrix

$$Q = \begin{pmatrix} -1 & 1 & 0 & 0 \\ 1 & 1 & 0 & 0 \\ 0 & 0 & -1 & 1 \\ 0 & 0 & 1 & 1 \end{pmatrix},$$

which is used to simultaneously diagonalize the matrices  $A_1$  and  $A_2$ . We then define a change of variables  $\mathbf{U} := Q^{-1} \mathbf{W}$  and rewrite the system (31) in the diagonal form:

$$\mathbf{U}_t + B_1 \mathbf{U}_x + B_2 \mathbf{U}_y = \mathbf{0}, \quad (34)$$

where  $B_1$  and  $B_2$  are the following diagonal matrices:

$$B_1 := Q^{-1} A_1 Q = \text{diag}(-u, u, -u, u), \quad B_2 := Q^{-1} A_2 Q = \text{diag}(v, -v, -v, v).$$

Next, we split  $B_1$  and  $B_2$  into the sum of non-negative and non-positive definite matrices:

$$\begin{aligned} B_1 &= B_1^+ + B_1^-, & B_1^+ &:= \text{diag}(0, u, 0, u), & B_1^- &:= \text{diag}(-u, 0, -u, 0), \\ B_2 &= B_2^+ + B_2^-, & B_2^+ &:= \text{diag}(v, 0, 0, v), & B_2^- &:= \text{diag}(0, -v, -v, 0), \end{aligned}$$

and rearrange (34) in an equivalent form:

$$\mathbf{U}_t + B_1^+ \mathbf{U}_x + B_1^- \mathbf{U}_x + B_2^+ \mathbf{U}_y + B_2^- \mathbf{U}_y = \mathbf{0}.$$

Multiplying the last equation by  $Q$ , we recover the original system (31):

$$\mathbf{W}_t + A_1^+ \mathbf{W}_x + A_1^- \mathbf{W}_x + A_2^+ \mathbf{W}_y + A_2^- \mathbf{W}_y = \mathbf{0}, \quad (35)$$

where

$$\begin{aligned}
A_1^+ &:= QB_1^+Q^{-1} = \frac{1}{2} \begin{pmatrix} u & u & 0 & 0 \\ u & u & 0 & 0 \\ 0 & 0 & u & u \\ 0 & 0 & u & u \end{pmatrix}, \\
A_1^- &:= QB_1^-Q^{-1} = \frac{1}{2} \begin{pmatrix} -u & u & 0 & 0 \\ u & -u & 0 & 0 \\ 0 & 0 & -u & u \\ 0 & 0 & u & -u \end{pmatrix}, \\
A_2^+ &:= QB_2^+Q^{-1} = \frac{1}{2} \begin{pmatrix} v & -v & 0 & 0 \\ -v & v & 0 & 0 \\ 0 & 0 & v & v \\ 0 & 0 & v & v \end{pmatrix}, \\
A_2^- &:= QB_2^-Q^{-1} = \frac{1}{2} \begin{pmatrix} -v & -v & 0 & 0 \\ -v & -v & 0 & 0 \\ 0 & 0 & -v & v \\ 0 & 0 & v & -v \end{pmatrix}.
\end{aligned}$$

We note that  $A_1^+$  and  $A_2^+$  are non-negative definite, while  $A_1^-$  and  $A_2^-$  are non-positive definite so that and one can easily design upwind finite-difference schemes for the system (35). According to the upwind approach, we introduce the second-order forward and backward finite-difference approximations for the spatial derivatives in (35):

$$\begin{aligned}
(\mathbf{W}_x^+)_{i,j,k} &= \frac{-\mathbf{W}_{i+2,j,k} + 4\mathbf{W}_{i+1,j,k} - 3\mathbf{W}_{i,j,k}}{2\Delta x}, \\
(\mathbf{W}_x^-)_{i,j,k} &= \frac{3\mathbf{W}_{i,j,k} - 4\mathbf{W}_{i-1,j,k} + \mathbf{W}_{i-2,j,k}}{2\Delta x}, \\
(\mathbf{W}_y^+)_{i,j,k} &= \frac{-\mathbf{W}_{i,j+2,k} + 4\mathbf{W}_{i,j+1,k} - 3\mathbf{W}_{i,j,k}}{2\Delta y}, \\
(\mathbf{W}_y^-)_{i,j,k} &= \frac{3\mathbf{W}_{i,j,k} - 4\mathbf{W}_{i,j-1,k} + \mathbf{W}_{i,j-2,k}}{2\Delta y},
\end{aligned}$$

which are then used to construct the following second-order semi-discrete upwind scheme for (31):

$$\frac{d}{dt} \mathbf{W}_{i,j,k} = -A_1^+(\mathbf{W}_x^-)_{i,j,k} - A_1^-(\mathbf{W}_x^+)_{i,j,k} - A_2^+(\mathbf{W}_y^-)_{i,j,k} - A_2^-(\mathbf{W}_y^+)_{i,j,k}. \quad (36)$$

The system of time dependent ODEs (36) should be numerically integrated in time using a stable and sufficiently accurate ODE solver. For example, using the first-order forward Euler method, a fully discretization of (36) can be written in the flux form as follows:

$$\mathbf{W}_{i,j,k}^{n+1} = \mathbf{W}_{i,j,k}^* - \frac{\Delta t}{\Delta x} \left( \mathbf{H}_{i+\frac{1}{2},j,k} - \mathbf{H}_{i-\frac{1}{2},j,k} \right) - \frac{\Delta t}{\Delta y} \left( \mathbf{G}_{i,j+\frac{1}{2},k} - \mathbf{G}_{i,j-\frac{1}{2},k} \right), \quad (37)$$

where

$$\begin{aligned}
\mathbf{H}_{i+\frac{1}{2},j,k} &= A_1^+ \frac{3\mathbf{W}_{i,j,k}^* - \mathbf{W}_{i-1,j,k}^*}{2} + A_1^- \frac{3\mathbf{W}_{i+1,j,k}^* - \mathbf{W}_{i+2,j,k}^*}{2}, \\
\mathbf{G}_{i,j+\frac{1}{2},k} &= A_2^+ \frac{3\mathbf{W}_{i,j,k}^* - \mathbf{W}_{i,j-1,k}^*}{2} + A_2^- \frac{3\mathbf{W}_{i,j+1,k}^* - \mathbf{W}_{i,j+2,k}^*}{2}.
\end{aligned} \quad (38)$$

It is important to stress that according to the definitions in (12), both  $r_1$  and  $r_2$  (and hence  $\rho$ , see (14)) should be positive, which is not guaranteed unless the

scheme (37), (38) is used with a very small (possibly impractical) timestep  $\Delta t$ . We therefore implement a draining timestep technique, which was introduced in [2]. To this end, we denote by

$$(\Delta t_{i,j,k}^{\text{dr}})^{(m)} := \frac{\Delta x \Delta y (r_m)_{i,j,k}^*}{\Delta y [(H_{i+\frac{1}{2},j,k}^{(m)})_+ + (-H_{i-\frac{1}{2},j,k}^{(m)})_+] + \Delta x [(G_{i,j+\frac{1}{2},k}^{(m)})_+ + (-G_{i,j-\frac{1}{2},k}^{(m)})_+] + \delta}, \quad (39)$$

where  $m = 1, 2$ ,  $(\cdot)_+ := \max(\cdot, 0)$ , and  $\delta$  is a small positive number taken to be  $\delta = 10^{-14}$  in the numerical examples reported in §5. We then replace the first ( $m = 1$ ) and third ( $m = 2$ ) equations in (37) with

$$(r_m)_{i,j,k}^{n+1} = (r_m)_{i,j,k}^* - \frac{\Delta t_{i+\frac{1}{2},j,k}^{(m)} H_{i+\frac{1}{2},j,k}^{(m)} - \Delta t_{i-\frac{1}{2},j,k}^{(m)} H_{i-\frac{1}{2},j,k}^{(m)}}{\Delta x} - \frac{\Delta t_{i,j+\frac{1}{2},k}^{(m)} G_{i,j+\frac{1}{2},k}^{(m)} - \Delta t_{i,j-\frac{1}{2},k}^{(m)} G_{i,j-\frac{1}{2},k}^{(m)}}{\Delta y}, \quad (40)$$

where

$$\Delta t_{i+\frac{1}{2},j,k}^{(m)} = \min(\Delta t/2, (\Delta t_{I,j,k}^{\text{dr}})^{(m)}), \quad I = i + \frac{1}{2} - \frac{\text{sgn}(H_{i+\frac{1}{2},j,k}^{(m)})}{2}, \quad (41)$$

$$\Delta t_{i,j+\frac{1}{2},k}^{(m)} = \min(\Delta t/2, (\Delta t_{i,J,k}^{\text{dr}})^{(m)}), \quad J = j + \frac{1}{2} - \frac{\text{sgn}(G_{i,j+\frac{1}{2},k}^{(m)})}{2}.$$

We note that using (39)–(41) we, in fact, limit the fluxes through the boundaries of spatial cell  $(i, j)$  to prevent too much mass leaving the cell yielding unphysical negative values of  $r_1$  or  $r_2$ . It can be easily verified that now  $(r_1)_{i,j,k}^{n+1} \geq 0$  and  $(r_2)_{i,j,k}^{n+1} \geq 0$ , and thus  $\rho_{i,j}^{n+1}$ , which is computed from (14) using the midpoint rule, is non-negative, namely,

$$\rho_{i,j}^{n+1} = 2v_0 \sum_{k=1}^{N_\theta} \left[ (r_1)_{i,j,k}^{n+1} + (r_2)_{i,j,k}^{n+1} \right] \Delta \theta \geq 0, \quad \forall i, j. \quad (42)$$

**Remark 3.** Even though, we show here only one forward Euler step, in all of our computations below, we solve the semi-discrete system (36) using the three-stage third-order strong stability preserving (SSP) Runge-Kutta method: see, e.g., [18, 17, 51]. Since SSP methods consist of a convex combination of forward Euler steps, the computed values of  $(r_1)_{i,j,k}^{n+1}$  and  $(r_2)_{i,j,k}^{n+1}$ , as well as  $\rho_{i,j}^{n+1}$ , are still guaranteed to be non-negative.

Spectral methods for (32) and (33). Equipped with the point values of the macroscopic density,  $\rho_{i,j}^{n+1}$  at time level  $t = t^{n+1}$ , we implement the spectral method to update the values of the chemoattractant concentration  $S$ . To this end, we remind the reader that the Neumann boundary conditions are imposed for both  $S$  and  $\rho$ . Therefore, the discrete Fourier coefficients  $\hat{S}_{\ell,m}(t)$  and  $\hat{\rho}_{\ell,m}(t)$  can be computed from the available point values  $S_{i,j}(t)$  and  $\rho_{i,j}(t)$ , respectively, using the fast cosine

Fourier transform and the solution at time  $t$  can be approximated by

$$\begin{aligned} S(x, y, t) &\approx \sum_{\ell, m} \widehat{S}_{\ell, m}(t) \cos\left(\frac{\pi \ell x}{L_x}\right) \cos\left(\frac{\pi m y}{L_y}\right), \\ \rho(x, y, t) &\approx \sum_{\ell, m} \widehat{\rho}_{\ell, m}(t) \cos\left(\frac{\pi \ell x}{L_x}\right) \cos\left(\frac{\pi m y}{L_y}\right). \end{aligned} \quad (43)$$

Substituting (43) into (2) yields

$$\tau \frac{d}{dt} \widehat{S}_{\ell, m}(t) + \omega_{\ell, m} \widehat{S}_{\ell, m}(t) = \gamma \widehat{\rho}_{\ell, m}(t), \quad \omega_{\ell, m} := \alpha(\ell^2 + m^2) + \beta. \quad (44)$$

In the elliptic ( $\tau = 0$ ) case, the values  $\widehat{S}_{\ell, m}^{n+1}$  are immediately computed from

$$\widehat{S}_{\ell, m}^{n+1} = \frac{\gamma}{\omega_{\ell, m}} \widehat{\rho}_{\ell, m}^{n+1}. \quad (45)$$

In the parabolic ( $\tau \neq 0$ ) case, equation (44) can be solved exactly on the interval  $[t^n, t^{n+1}]$ :

$$\widehat{S}_{\ell, m}^{n+1} = e^{-\omega_{\ell, m} \Delta t} \widehat{S}_{\ell, m}^n + \gamma \int_{t^n}^{t^{n+1}} \widehat{\rho}_{\ell, m}(s) e^{-\omega_{\ell, m}(s-t)} ds.$$

We then approximate the integral in the last equation using the trapezoidal rule to obtain

$$\widehat{S}_{\ell, m}^{n+1} = e^{-\omega_{\ell, m} \Delta t} \widehat{S}_{\ell, m}^n + \frac{\gamma \Delta t}{2} \left[ \widehat{\rho}_{\ell, m}^n + e^{-\omega_{\ell, m} \Delta t} \widehat{\rho}_{\ell, m}^{n+1} \right]. \quad (46)$$

Finally, we use the inverse fast cosine Fourier transform to compute the point values  $\{S_{i, j}^{n+1}\}$  out of the set of the discrete Fourier coefficients  $\{\widehat{S}_{\ell, m}^{n+1}\}$ .

**4. AP Property.** As it was mentioned in the Introduction, the solutions of the studied kinetic-chemotaxis model are expected to converge to the corresponding solutions of PKS system as  $\varepsilon \rightarrow 0$ . In this section, we show that the proposed numerical scheme for (10), (2) provides a consistent discretization of (1), (2) in the limiting  $\varepsilon \rightarrow 0$  case. In other words, the numerical method is AP. For the simplicity of the presentation, we prove the AP property for the first-order splitting (21) and note that a straightforward extension to the second-order splitting (22) can be derived.

We first observe that when  $\varepsilon \rightarrow 0$  the equations in (27) reduce to

$$(r_1)_{i, j, k}^* = \rho_{i, j}^n F_k, \quad (r_2)_{i, j, k}^* = \rho_{i, j}^n F_k. \quad (47)$$

We then substitute (47) into (30) and derive the following formulae in the  $\varepsilon \rightarrow 0$  limit:

$$\begin{aligned} (j_1)_{i, j, k}^* &= \frac{\rho_{i, j}^n}{2} \left[ u_k(S_x)_{i, j}^n - v_k(S_y)_{i, j}^n \right] - u_k F_k(\rho_x)_{i, j}^n + v_k F_k(\rho_y)_{i, j}^n, \\ (j_2)_{i, j, k}^* &= \frac{\rho_{i, j}^n}{2} \left[ u_k(S_x)_{i, j}^n + v_k(S_y)_{i, j}^n \right] - u_k F_k(\rho_x)_{i, j}^n - v_k F_k(\rho_y)_{i, j}^n, \end{aligned} \quad (48)$$

where  $(\rho_x)_{i, j}^n$  and  $(\rho_y)_{i, j}^n$  are obtained from (29) and (42) and equal to

$$(\rho_x)_{i, j}^n = \frac{\rho_{i+1, j}^n - \rho_{i-1, j}^n}{2\Delta x}, \quad (\rho_y)_{i, j}^n = \frac{\rho_{i, j+1}^n - \rho_{i, j-1}^n}{2\Delta y}.$$

Next, we consider the first and third equations in the semi-discrete upwind scheme (36), which after the forward Euler time discretization read as

$$\begin{aligned}
& \frac{(r_1)_{i,j,k}^{n+1} - (r_1)_{i,j,k}^*}{\Delta t} \\
&= -\frac{1}{2} \left[ u_k((r_1)_x^-)_{i,j,k}^* + u_k((j_1)_x^-)_{i,j,k}^* - u_k((r_1)_x^+)_{i,j,k}^* + u_k((j_1)_x^+)_{i,j,k}^* \right. \\
&\quad \left. + v_k((r_1)_y^-)_{i,j,k}^* - v_k((j_1)_y^-)_{i,j,k}^* - v_k((r_1)_y^+)_{i,j,k}^* - v_k((j_1)_y^+)_{i,j,k}^* \right], \\
& \frac{(r_2)_{i,j,k}^{n+1} - (r_2)_{i,j,k}^*}{\Delta t} \\
&= -\frac{1}{2} \left[ u_k((r_2)_x^-)_{i,j,k}^* + u_k((j_2)_x^-)_{i,j,k}^* - u_k((r_2)_x^+)_{i,j,k}^* + u_k((j_2)_x^+)_{i,j,k}^* \right. \\
&\quad \left. + v_k((r_2)_y^-)_{i,j,k}^* + v_k((j_2)_y^-)_{i,j,k}^* - v_k((r_2)_y^+)_{i,j,k}^* + v_k((j_2)_y^+)_{i,j,k}^* \right].
\end{aligned} \tag{49}$$

Substituting (47) and (48) into (49), adding the above two equations and multiplying by 2 yield

$$\begin{aligned}
2[(r_1)_{i,j,k}^{n+1} + (r_2)_{i,j,k}^{n+1}] &= 4\rho_{i,j}^n F_k - \Delta t \left[ (\Delta x)^3 (\rho_{xxxx})_{i,j}^n u_k F_k + (\Delta y)^3 (\rho_{yyyy})_{i,j}^n v_k F_k \right. \\
&\quad \left. + 2((\rho S_x)_x)_{i,j}^n u_k^2 + 2(\rho S_y)_y)_{i,j}^n v_k^2 - 4(\rho_{xx})_{i,j}^n u_k^2 F_k - 4(\rho_{yy})_{i,j}^n v_k^2 F_k \right],
\end{aligned} \tag{50}$$

where we have used the following notations:

$$\begin{aligned}
(\rho_{xx})_{i,j}^n &:= \frac{-\rho_{i+3,j}^n + 4\rho_{i+2,j}^n + \rho_{i+1,j}^n - 8\rho_{i,j}^n + \rho_{i-1,j}^n + 4\rho_{i-2,j}^n - \rho_{i-3,j}^n}{8(\Delta x)^2}, \\
(\rho_{yy})_{i,j}^n &:= \frac{-\rho_{i,j+3}^n + 4\rho_{i,j+2}^n + \rho_{i,j+1}^n - 8\rho_{i,j}^n + \rho_{i,j-1}^n + 4\rho_{i,j-2}^n - \rho_{i,j-3}^n}{8(\Delta y)^2}, \\
(\rho_{xxxx})_{i,j}^n &:= \frac{\rho_{i+2,j}^n - 4\rho_{i+1,j}^n + 6\rho_{i,j}^n - 4\rho_{i-1,j}^n + \rho_{i-2,j}^n}{(\Delta x)^4}, \\
(\rho_{yyyy})_{i,j}^n &:= \frac{\rho_{i,j+2}^n - 4\rho_{i,j+1}^n + 6\rho_{i,j}^n - 4\rho_{i,j-1}^n + \rho_{i,j-2}^n}{(\Delta y)^4}, \\
((\rho S_x)_x)_{i,j}^n &:= \frac{1}{8(\Delta x)^2} \left[ -\rho_{i+2,j}^n (S_{i+3,j}^n - S_{i+1,j}^n) + 4\rho_{i+1,j}^n (S_{i+2,j}^n - S_{i,j}^n) \right. \\
&\quad \left. - 4\rho_{i-1,j}^n (S_{i,j}^n - S_{i-2,j}^n) + \rho_{i-2,j}^n (S_{i-2,j}^n - S_{i-3,j}^n) \right], \\
((\rho S_y)_y)_{i,j}^n &:= \frac{1}{8(\Delta y)^2} \left[ -\rho_{i,j+2}^n (S_{i,j+3}^n - S_{i,j+1}^n) + 4\rho_{i,j+1}^n (S_{i,j+2}^n - S_{i,j}^n) \right. \\
&\quad \left. - 4\rho_{i,j-1}^n (S_{i,j}^n - S_{i,j-2}^n) + \rho_{i,j-2}^n (S_{i,j-2}^n - S_{i,j-3}^n) \right].
\end{aligned}$$

We now multiply (50) by  $v_0\Delta\theta$ , sum it over all  $k$ , and use (42) to obtain

$$\begin{aligned}
\rho_{i,j}^{n+1} &= \rho_{i,j}^n v_0 \sum_{k=1}^{N_\theta} 4F_k \Delta\theta \\
&\quad - v_0 \Delta t \left[ (\Delta x)^3 (\rho_{xxxx})_{i,j}^n \sum_{k=1}^{N_\theta} u_k F_k \Delta\theta + (\Delta y)^3 (\rho_{yyyy})_{i,j}^n \sum_{k=1}^{N_\theta} v_k F_k \Delta\theta \right. \\
&\quad \quad + 2((\rho S_x)_x)_{i,j}^n \sum_{k=1}^{N_\theta} u_k^2 \Delta\theta + 2((\rho S_y)_y)_{i,j}^n \sum_{k=1}^{N_\theta} v_k^2 \Delta\theta \\
&\quad \quad \left. - 4(\rho_{xx})_{i,j}^n \sum_{k=1}^{N_\theta} u_k^2 F_k \Delta\theta - 4(\rho_{yy})_{i,j}^n \sum_{k=1}^{N_\theta} v_k^2 F_k \Delta\theta \right].
\end{aligned} \tag{51}$$

We finally use (8), (23), and the approximation property of the midpoint rule to establish the following estimates and identities:

$$\begin{aligned}
v_0 \sum_{k=1}^{N_\theta} 4F_k \Delta\theta &= 1 + \mathcal{O}((\Delta\theta)^2), \\
v_0 \sum_{k=1}^{N_\theta} u_k F_k \Delta\theta &\leq \frac{v_0^2}{4} + \mathcal{O}((\Delta\theta)^2), \quad v_0 \sum_{k=1}^{N_\theta} v_k F_k \Delta\theta \leq \frac{v_0^2}{4} + \mathcal{O}((\Delta\theta)^2), \\
2v_0 \sum_{k=1}^{N_\theta} u_k^2 \Delta\theta &= 2v_0 \sum_{k=1}^{N_\theta} v_k^2 \Delta\theta = v_0 \sum_{k=1}^{N_\theta} (u_k^2 + v_k^2) \Delta\theta = \sum_{k=1}^{N_\theta} v_0^4 \Delta\theta \approx \chi, \\
4v_0 \sum_{k=1}^{N_\theta} u_k^2 F_k \Delta\theta &= 4v_0 \sum_{k=1}^{N_\theta} v_k^2 F_k \Delta\theta = 2v_0 \sum_{k=1}^{N_\theta} (u_k^2 + v_k^2) F_k \Delta\theta = 2 \sum_{k=1}^{N_\theta} v_0^4 F_k \Delta\theta \approx D,
\end{aligned}$$

which can be used to show that (51) provides a consistent approximation of (1).

**5. Numerical Results.** In this section, we test the proposed AP scheme on several numerical examples and also study the behavior of the solutions of the kinetic-chemotaxis system (10), (2) in the  $\varepsilon \rightarrow 0$  regime. In all of the examples below, we take  $v_0 = 1$  and  $N_\theta = 32$ . The parameter  $\varepsilon = 1$  in Example 1 and  $\varepsilon = 10^{-5}$  in all other examples.

*Example 1—Parabolic-Elliptic System.* In this example taken from [6], we consider the system (10), (2) in the parabolic-elliptic ( $\tau = 0$ ) and non-stiff ( $\varepsilon = 1$ ) regime with  $\alpha = \gamma = 1$ ,  $\beta = 0$ , and  $F(\mathbf{v}) \equiv 1/(2\pi)$ . The system is solved on the domain  $\Omega = [-2, 2] \times [-2, 2]$  and subject to the following Gaussian-shaped initial data:

$$f(x, y, 0, \mathbf{v}) = \frac{1}{2\pi} \rho(x, y, 0), \quad \rho(x, y, 0) = \frac{15M}{\pi} e^{-15(x^2+y^2)},$$

where  $M$  is a total mass.

According to the theoretical results in [3], there are two critical mass thresholds: if  $M > M_c = 8$ , the solution blows up in finite time, while if  $M < m_c = 0.403$ , a global classical solution exists. It is still, however, unclear whether the solution remains bounded if  $m_c \leq M \leq M_c$ .

We investigate the solution behavior by computing the ratio  $\|\rho\|_\infty/M$  for different values of  $M$ . We run the computations on a uniform grid with  $N_x = N_y = 128$  until final time  $T = 6$ . The results are presented in Figure 1 for  $M = 1, 5, 7, 8$  and

9. As one can see, when  $M = 1$  the maximum density decays for all times while for other values of  $M$  the solution exhibits an initial growth. For  $M = 5$  and  $M = 7$ , the maximum density decays at later times and the solution clearly remains bounded. At the same time, for  $M = 9$ , which is above the critical threshold  $M_c = 8$ , the maximum density increases and eventually saturates. In fact, this solution blows up and its maximum saturation phenomenon is attributed to the fact that the magnitude of finite-difference approximations of  $\delta$ -type singularities is always proportional to  $1/(\Delta x \Delta y)$ . The blowup is also confirmed by the data presented in the Figure 2 (right), where we plot the time evolution of  $\|\rho\|_\infty$  computed on three consecutive meshes: as one can see, at time  $T = 6$  the value of  $\|\rho\|_\infty$  increases by a factor of four as the grid is refined. This behavior of  $\|\rho\|_\infty$  is clearly different from the one observed in the case of  $M = 7 < M_c$  shown in Figure 2 (left).

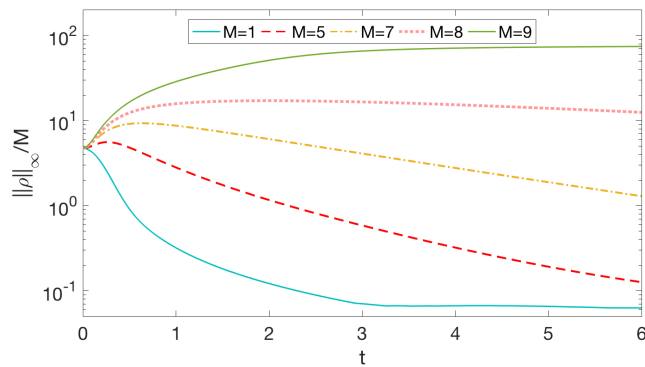


FIGURE 1. Example 1: Behavior of  $\|\rho\|_\infty/M$  in time for varying values of  $M$ ;  $N_x = N_y = 128$ .

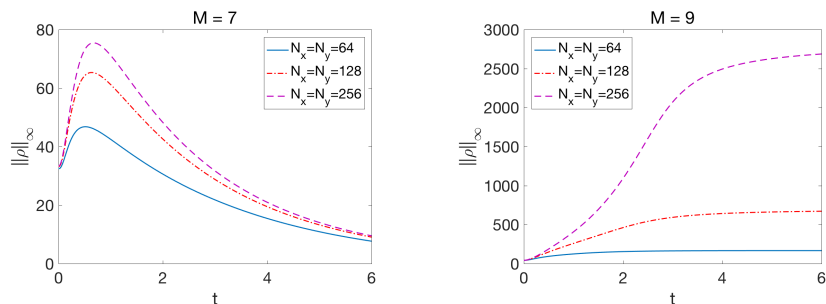


FIGURE 2. Example 1: Behavior of  $\|\rho\|_\infty$  in time for  $M = 7$  (left) and  $M = 9$  (right) on three consecutive meshes.

*Example 2—Parabolic-Parabolic System: Blowup at the Center.* In this example, we consider the system (10), (2) in the parabolic-parabolic ( $\tau = 1$ ) and stiff ( $\varepsilon \ll 1$ ) regime with  $\alpha = \beta = \gamma = 1$ , and  $F(\mathbf{v}) \equiv 1/(2\pi)$ . The system is solved on the domain  $\Omega = [-1/2, 1/2] \times [-1/2, 1/2]$  and subject to the following initial data:

$$f(x, y, 0, \mathbf{v}) = \frac{1}{2\pi} \rho(x, y, 0), \quad \rho(x, y, 0) = \frac{100M}{\pi} e^{-100(x^2+y^2)}, \quad (52)$$



where  $M$  is a total mass.

**Example 2a.** We first consider the case when the initial chemoattractant concentration is a Gaussian-shaped function given by

$$S(x, y, 0) = 500e^{-50(x^2+y^2)}. \quad (53)$$

We study the time evolution of maximum density for three different values of the initial mass,  $M = 1, 8$  and  $11$ . In Figure 3, we plot  $\|\rho\|_\infty$  as a function of time for four consecutive meshes. We conclude that the behavior of the solution depends on the total mass: if  $M$  is large enough, the maximum norm of the cell density grows rapidly and saturates after blowup due to the finite-difference approximation limitation as discussed in Example 1. However, for smaller  $M$ , the maximum density first increases and then decreases without blowing up.

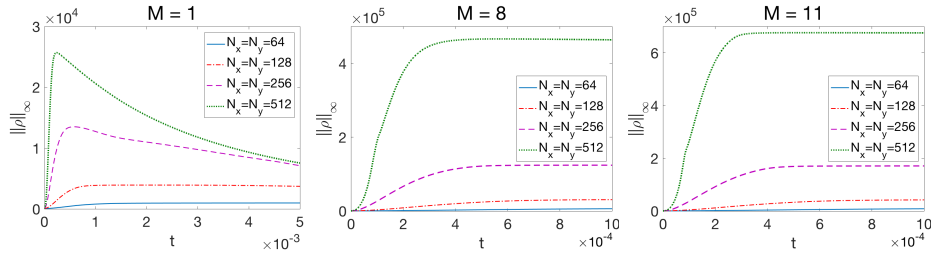


FIGURE 3. Example 2a: Behavior of  $\|\rho\|_\infty$  in time for  $M = 1$  (left),  $M = 8$  (middle) and  $M = 11$  (right) on four consecutive meshes.

The blowup phenomenon is illustrated in Figure 4, where we plot the computed density at the post-blowup time  $T = 5 \times 10^{-4}$  for  $M = 11$  on two different grids with  $N_x = N_y = 128$  (left) and  $N_x = N_y = 256$  (right). Our extensive numerical experiments indicate that the blowup starts at  $M = 8$ .

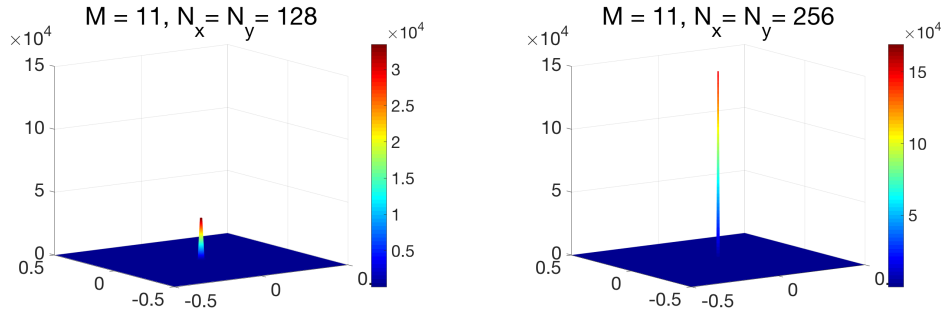


FIGURE 4. Example 2a: The density  $\rho(x, y, T = 0.0005)$  for  $M = 11$  computed on the meshes with:  $N_x = N_y = 128$  (left) and  $N_x = N_y = 256$  (right).

**Example 2b.** We then consider the same initial boundary value problem with zero initial chemoattractant:

$$S(x, y, 0) = 0. \quad (54)$$

In this case, the spiky structure at the center of the computational domain develops much slower than in Example 2a, since  $S$  is not concentrated at the center

initially. This seems to affect the value of the critical mass. For instance, when  $M = 8$ , the solution does not blow up in contrast to Example 2a; see Figure 5 (left), where we plot  $\|\rho\|_\infty$  as a function of time for three consecutive meshes. When larger values of  $M$  are considered, the solution blows up as expected; see Figure 5. It should be pointed out, however, that one can observe rapid change in the solution magnitudes for both  $M = 9.5$  and  $M = 11$ , but these changes occur after the blowup times. The latter can be estimated as  $t = 0.24$  (for  $M = 9.5$ ) and  $t = 0.058$  (for  $M = 11$ ), since at these times the ratio of  $\|\rho\|_\infty$  computed on the  $256 \times 256$  and  $128 \times 128$  grids becomes 4. Consequently, the numerical experiments indicate for  $M = 9.5$ .

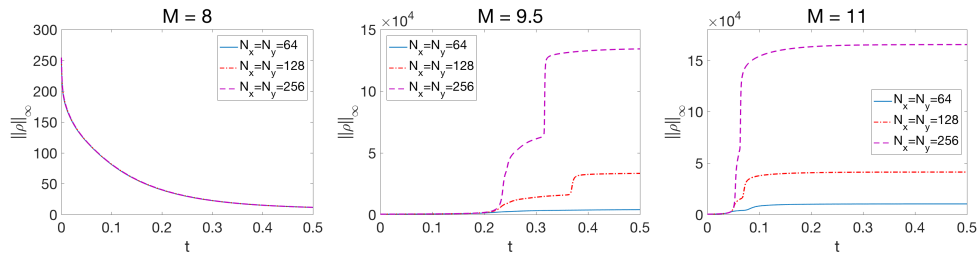


FIGURE 5. Example 2b: Behavior of  $\|\rho\|_\infty$  in time for  $M = 8$  (left),  $M = 9.5$  (middle) and  $M = 11$  (right) on three consecutive meshes.

We conclude this example with an experimental convergence study. To this end, we take a small final time  $T = 0.01$  and measure the experimental convergence rate for the density in the  $L^\infty$ -norm by computing

$$\text{rate}_{4N} = \log_2 \left( \frac{\|e_{2N}\|_\infty}{\|e_{4N}\|_\infty} \right),$$

where  $\|e_{2N}\|_\infty := \frac{\|\rho_N - \rho_{2N}\|_\infty}{\max\{\rho_{2N}\}}$  is the estimated relative  $L^\infty$ -error, and  $\rho_N$  is the solution computed on a mesh with  $N = N_x = N_y$ .

The results presented in Table 1 clearly demonstrate second order of accuracy of the proposed AP scheme.

	$M = 8$		$M = 9.5$		$M = 11$	
$N$	$\ e_{2N}\ _\infty$	$\text{rate}_{4N}$	$\ e_{2N}\ _\infty$	$\text{rate}_{4N}$	$\ e_{2N}\ _\infty$	$\text{rate}_{4N}$
32	1.5680E-02	-	2.9056E-02	-	4.9613E-02	-
64	3.2150E-03	2.2860	8.1861E-03	1.8276	1.6752E-02	1.5663
128	8.4486E-04	1.9280	2.1204E-03	1.9488	4.5867E-03	1.8688
256	2.0985E-04	2.0093	5.3892E-04	1.9761	1.1662E-03	1.9756

TABLE 1. Example 2b:  $L^\infty$ -errors for  $M = 8, 9.5$  and  $11$  (from left to right).

*Example 3—Parabolic-Parabolic System: Blowup at the Corner.* In our last example, we study the model (10), (2) in the parabolic-parabolic ( $\tau = 1$ ) and stiff ( $\varepsilon \ll 1$ ) regime with  $\alpha = \beta = \gamma = 1$ , and  $F(\mathbf{v}) \equiv 1/(2\pi)$ . The system is solved on

the domain  $\Omega = [-1/2, 1/2] \times [-1/2, 1/2]$  and subject to the same initial data as in Example 2b, but shifted by  $(0.25, 0.25)$  from the center of the domain:

$$f(x, y, 0, \mathbf{v}) = \frac{1}{2\pi} \rho(x, y, 0), \quad \rho(x, y, 0) = \frac{100M}{\pi} e^{-100((x-0.25)^2 + (y-0.25)^2)},$$

$$S(x, y, 0) = 0,$$

where  $M$  stands for a total mass.

According to the analytical results in [20] and the numerical simulations in [8], the solution of the PKS model with the corresponding initial and boundary conditions moves towards the upper right corner of the computational domain and blows up there. In view of these results, it is interesting to numerically investigate whether the solution of the kinetic chemotaxis model behaves similarly.

In Figures 6 - 8, we plot the density computed on the uniform grid with  $N_x = N_y = 128$  for  $M = 3, 7$  and  $11$ . The time evolution is shown on each of these figures (from left to right). As one can see, in all of the cases, even when  $M = 3$ , the solution blows up though the blowup time is much smaller for larger values of  $M$ . One can also clearly see that the solutions propagate towards the upper corner of the computational domain. However, when  $M = 11$ , the solution blows up much earlier than it would reach the corner. We have also performed the same numerical experiments with  $\varepsilon = 10^{-8}$  and the obtained results were very similar. This indicated that for larger initial masses the solutions of the kinetic chemotaxis model may not converge to the corresponding PKS solution.

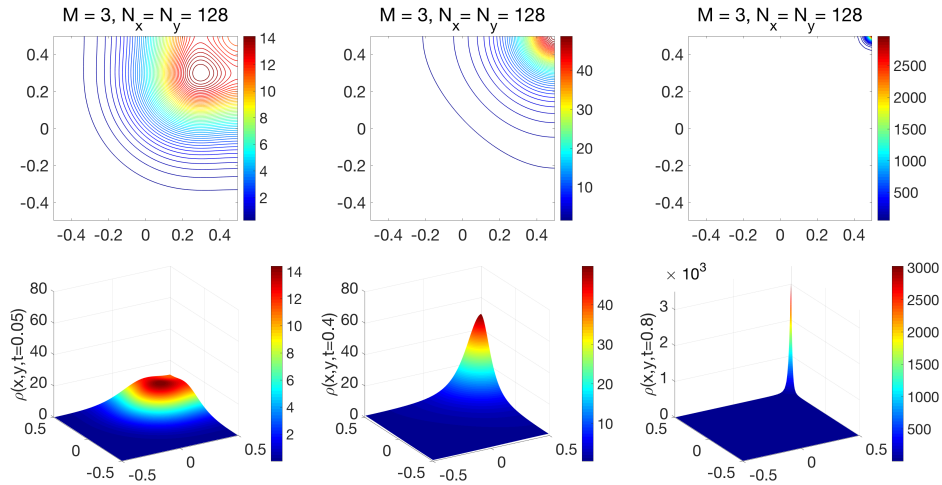


FIGURE 6. Example 3: The displacement of the density for  $M = 3$ .

**6. Conclusions.** In the present paper, we have derived and studied a new asymptotic preserving method for the kinetic chemotaxis model in two space dimensions. For time evolution of the cell distribution we have used the Boltzmann-type kinetic equation with a local turning kernel operator, which describes the change in cell orientation. For the chemoattractant both the elliptic and parabolic cases are considered. The Patlak-Keller-Segel model for chemotaxis can be recovered in the singular limit of the kinetic model, when the mean free path converges to 0. It is well-known that the solutions of both the kinetic and Patlak-Keller-Segel models

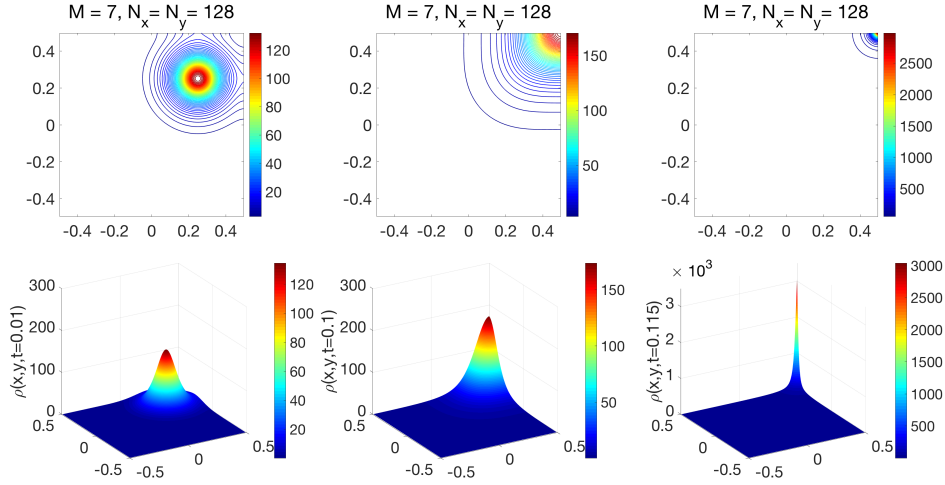


FIGURE 7. Example 3: The displacement of the density for  $M = 7$ .

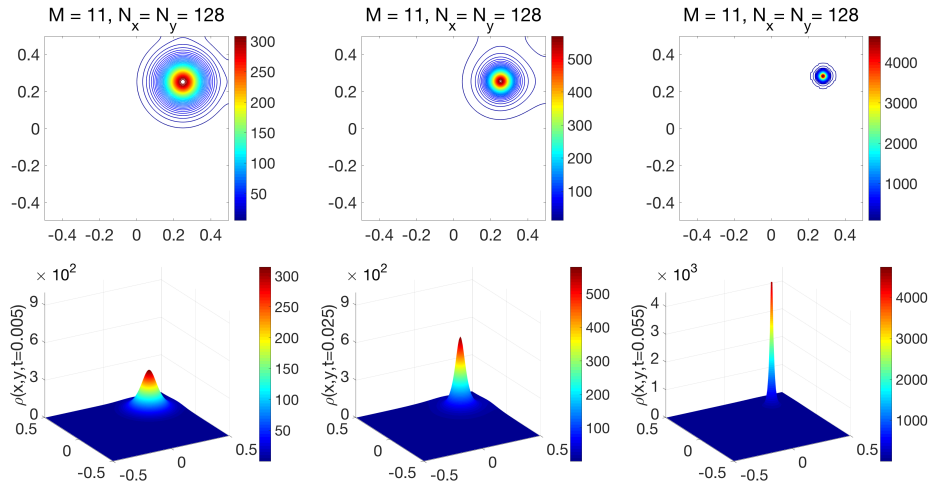


FIGURE 8. Example 3: The displacement of the density for  $M = 11$ .

may blow up in finite time, when the initial mass is larger than a critical mass. The critical values, however, are different for macroscopic and kinetic models.

Computing these blowing up solutions requires a reliable and efficient approximation of singular functions or distributions. Our numerical method is based on the so-called even-odd decoupling followed by the Strang splitting and a suitable combination of the evolution of the chemoattractant, relaxation and transport steps for the evolution of cell density. Using the splitting allows one to exactly solve the stiff relaxation system whereas the transport system is linear and is numerically solved using an upwind approach. The macroscopic equations for the chemoattractant are treated by the spectral method.

We have proven that as far as the global solution exists, our numerical scheme is asymptotic preserving and yields a consistent approximation of the Patlak-Keller-Segel model when the mean free path converges to 0. Our numerical experiments indicate that in the blowing up regime, the solutions of the kinetic chemotaxis and Patlak-Keller-Segel systems may behave differently. To the best of our knowledge, this does not contradict the theoretical results since after the blowup time the solutions can only be understood as measure-valued solutions for which no rigorous analysis is available.

In the future works, we intend to study the kinetic model with global turning kernels and to analyze whether there is a global weak solution for both parabolic and elliptic chemoattractant equation for general two dimensional initial data.

**Acknowledgment.** The work of A. Chertock was supported in part by the NSF Grants DMS-1521051. The work of A. Kurganov was supported in part by the NSF grant DMS-1521009 and NSFC grant 11771201. The work of M. Lukáčová-Medviďová was supported in part by the German Science Foundation under the grant SFB TRR 146. The work of Ş. N. Özcan was supported in part by the Turkish Ministry of National Education. The authors also acknowledge the support by NSF RNMS Grant DMS-1107444 (KI-Net). The authors would like to thank J. Carrillo, F. Filbet and Ch. Schmeiser for their valuable comments and fruitful discussions on the topic.

## REFERENCES

- [1] W. Alt, Biased random walk models for chemotaxis and related diffusion approximations, *J. Math. Biol.*, **9** (1980), 147–177.
- [2] A. Bollermann, S. Noelle and M. Lukáčová-Medviďová, Finite volume evolution Galerkin methods for the shallow water equations with dry beds, *Commun. Comput. Phys.*, **10** (2011), 371–404.
- [3] N. Bournaveas and V. Calvez, Critical mass phenomenon for a chemotaxis kinetic model with spherically symmetric initial data, in *Annales de l'Institut Henri Poincaré (C) Non Linear Analysis*, vol. 26, Elsevier, 2009, 1871–1895.
- [4] V. Calvez and J. A. Carrillo, Volume effects in the Keller-Segel model: energy estimates preventing blow-up, *J. Math. Pures Appl. (9)*, **86** (2006), 155–175.
- [5] V. Calvez, B. Perthame and M. Sharifi Tabar, Modified Keller-Segel system and critical mass for the log interaction kernel, in *Stochastic analysis and partial differential equations*, vol. 429 of *Contemp. Math.*, Amer. Math. Soc., Providence, RI, 2007, 45–62.
- [6] J. A. Carrillo and B. Yan, An asymptotic preserving scheme for the diffusive limit of kinetic systems for chemotaxis, *Multiscale Modeling & Simulation*, **11** (2013), 336–361.
- [7] F. A. C. C. Chalub, P. A. Markowich, B. Perthame and C. Schmeiser, Kinetic models for chemotaxis and their drift-diffusion limits, *Monatsh. Math.*, **142** (2004), 123–141.
- [8] A. Chertock and A. Kurganov, A positivity preserving central-upwind scheme for chemotaxis and haptotaxis models, *Numer. Math.*, **111** (2008), 169–205.
- [9] A. Chertock, A. Kurganov, X. Wang and Y. Wu, On a chemotaxis model with saturated chemotactic flux, *Kinetic and Related Models*, **5** (2012), 51–95, URL <http://aimsciences.org/journals/displayArticlesnew.jsp?paperID=6915>.
- [10] S. Childress and J. Percus, Nonlinear aspects of chemotaxis, *Math. Biosci.*, **56** (1981), 217–237.
- [11] A. Crestetto, N. Crouseilles and M. Lemou, Asymptotic-preserving scheme based on a finite volume/particle-in-cell coupling for Boltzmann-BGK-like equations in the diffusion scaling, in *Finite volumes for complex applications. VII. Elliptic, parabolic and hyperbolic problems*, vol. 78 of *Springer Proc. Math. Stat.*, Springer, Cham, 2014, 827–835.
- [12] N. Crouseilles and M. Lemou, An asymptotic preserving scheme based on a micro-macro decomposition for collisional Vlasov equations: diffusion and high-field scaling limits, *Kinet. Relat. Models*, **4** (2011), 441–477.
- [13] G. Dimarco and L. Pareschi, Asymptotic preserving implicit-explicit Runge-Kutta methods for nonlinear kinetic equations, *SIAM J. Numer. Anal.*, **51** (2013), 1064–1087.

- [14] F. Filbet and S. Jin, A class of asymptotic-preserving schemes for kinetic equations and related problems with stiff sources, *J. Comput. Phys.*, **229** (2010), 7625–7648.
- [15] F. Filbet, P. Laurençot and B. Perthame, Derivation of hyperbolic models for chemosensitive movement, *Journal of Mathematical Biology*, **50** (2005), 189–207.
- [16] H. Gajewski, K. Zacharias and K. Gröger, Global behaviour of a reaction-diffusion system modelling chemotaxis, *Mathematische Nachrichten*, **195** (1998), 77–114.
- [17] S. Gottlieb, C.-W. Shu and E. Tadmor, Strong stability-preserving high-order time discretization methods, *SIAM Rev.*, **43** (2001), 89–112.
- [18] S. Gottlieb, D. I. Ketcheson and C.-W. Shu, *Strong stability preserving Runge-Kutta and multistep time discretizations*, World Scientific Publishing Co. Pte. Ltd., Hackensack, NJ, 2011.
- [19] S. Guisset, S. Brull, E. D’Humières and B. Dubroca, Asymptotic-preserving well-balanced scheme for the electronic  $M_1$  model in the diffusive limit: particular cases, *ESAIM Math. Model. Numer. Anal.*, **51** (2017), 1805–1826.
- [20] M. Herrero and J. Velázquez, A blow-up mechanism for a chemotaxis model, *Ann. Scuola Normale Superiore*, **24** (1997), 633–683.
- [21] M. A. Herrero, E. Medina and J. Velázquez, Finite-time aggregation into a single point in a reaction-diffusion system, *Nonlinearity*, **10** (1997), 1739.
- [22] M. A. Herrero and J. J. Velázquez, Chemotactic collapse for the Keller-Segel model, *Journal of Mathematical Biology*, **35** (1996), 177–194.
- [23] T. Hillen and H. G. Othmer, The diffusion limit of transport equations derived from velocity-jump processes, *SIAM J. Appl. Math.*, **61** (2000), 751–775 (electronic).
- [24] T. Hillen and K. Painter, Global existence for a parabolic chemotaxis model with prevention of overcrowding, *Adv. in Appl. Math.*, **26** (2001), 280–301.
- [25] T. Hillen, K. Painter and C. Schmeiser, Global existence for chemotaxis with finite sampling radius, *Discrete Contin. Dyn. Syst. Ser. B*, **7** (2007), 125–144.
- [26] T. Hillen and K. Painter, A user’s guide to PDE models for chemotaxis, *J. Math. Biol.*, **58** (2009), 183–217.
- [27] D. Horstmann, From 1970 until now: The Keller-Segel model in chemotaxis and its consequences i, *Jahresber. DMV*, **105** (2003), 103–165.
- [28] D. Horstmann, From 1970 until now: The Keller-Segel model in chemotaxis and its consequences ii, *Jahresber. DMV*, **106** (2004), 51–69.
- [29] J. Hu, S. Jin and L. Wang, An asymptotic-preserving scheme for the semiconductor Boltzmann equation with two-scale collisions: a splitting approach, *Kinet. Relat. Models*, **8** (2015), 707–723.
- [30] J. Hu, Q. Li and L. Pareschi, Asymptotic-preserving exponential methods for the quantum Boltzmann equation with high-order accuracy, *J. Sci. Comput.*, **62** (2015), 555–574.
- [31] H. J. Hwang, K. Kang and A. Stevens, Drift-diffusion limits of kinetic models for chemotaxis: a generalization, *Discrete Contin. Dyn. Syst. Ser. B*, **5** (2005), 319–334.
- [32] H. J. Hwang, K. Kang and A. Stevens, Global solutions of nonlinear transport equations for chemosensitive movement, *SIAM journal on mathematical analysis*, **36** (2005), 1177–1199.
- [33] W. Jäger and S. Luckhaus, On explosions of solutions to a system of partial differential equations modelling chemotaxis, *Transactions of the american mathematical society*, **329** (1992), 819–824.
- [34] J. Jang, F. Li, J.-M. Qiu and T. Xiong, Analysis of asymptotic preserving DG-IMEX schemes for linear kinetic transport equations in a diffusive scaling, *SIAM J. Numer. Anal.*, **52** (2014), 2048–2072.
- [35] S. Jin, Asymptotic preserving (AP) schemes for multiscale kinetic and hyperbolic equations: a review, *Riv. Mat. Univ. Parma*, **3** (2012), 177–2016.
- [36] S. Jin, L. Pareschi and G. Toscani, Diffusive relaxation schemes for multiscale discrete-velocity kinetic equations, *SIAM J. Numer. Anal.*, **35** (1998), 2405–2439 (electronic).
- [37] S. Jin, Efficient asymptotic-preserving (AP) schemes for some multiscale kinetic equations, *SIAM Journal on Scientific Computing*, **21** (1999), 441–454.
- [38] E. F. Keller and L. A. Segel, Initiation of slime mold aggregation viewed as an instability, *J. Theor. Biol.*, **26** (1970), 399–415.
- [39] E. F. Keller and L. A. Segel, Model for chemotaxis, *J. Theor. Biol.*, **30** (1971), 225–234.
- [40] E. F. Keller and L. A. Segel, Traveling bands of chemotactic bacteria: a theoretical analysis, *J. Theor. Biol.*, **30** (1971), 235–248.

- [41] A. Klar, Asymptotic-induced domain decomposition methods for kinetic and drift diffusion semiconductor equations, *SIAM J. Sci. Comput.*, **19** (1998), 2032–2050.
- [42] A. Kurganov and M. Lukáčová-Medvidová, Numerical study of two-species chemotaxis models, *Discrete Contin. Dyn. Syst. Ser. B*, **19** (2014), 131–152.
- [43] M. Lemou and L. Mieussens, A new asymptotic preserving scheme based on micro-macro formulation for linear kinetic equations in the diffusion limit, *SIAM J. Sci. Comput.*, **31** (2008), 334–368.
- [44] G. I. Marchuk, *Metody rasshchepleniya*, (Russian) [Splitting Methods] “Nauka”, Moscow, 1988.
- [45] G. I. Marchuk, Splitting and alternating direction methods, in *Handbook of numerical analysis, Vol. I*, Handb. Numer. Anal., I, North-Holland, Amsterdam, 1990, 197–462.
- [46] T. Nagai, Blowup of nonradial solutions to parabolic-elliptic systems modeling chemotaxis in two-dimensional domains, *J. Inequal. Appl.*, **6** (2001), 37–55, URL [http://www.emis.ams.org/journals/HOA/JIA/Volume6\\_{ }1/55.pdf](http://www.emis.ams.org/journals/HOA/JIA/Volume6_{ }1/55.pdf).
- [47] H. G. Othmer and T. Hillen, The diffusion limit of transport equations. II. Chemotaxis equations, *SIAM J. Appl. Math.*, **62** (2002), 1222–1250 (electronic).
- [48] H. Othmer, S. Dunbar and W. Alt, Models of dispersal in biological systems, *J. Math. Biol.*, **26** (1988), 263–298.
- [49] C. Patlak, Random walk with persistence and external bias, *Bull. Math. Biophys.*, **15** (1953), 311–338.
- [50] B. Perthame, PDE models for chemotactic movements: parabolic, hyperbolic and kinetic, *Appl. Math.*, **49** (2004), 539–564.
- [51] C.-W. Shu and S. Osher, Efficient implementation of essentially non-oscillatory shock-capturing schemes, *J. Comput. Phys.*, **77** (1988), 439–471.
- [52] A. Stevens and H. G. Othmer, Aggregation, blowup, and collapse: the ABC’s of taxis in reinforced random walks, *SIAM Journal on Applied Mathematics*, **57** (1997), 1044–1081.
- [53] G. Strang, On the construction and comparison of difference schemes, *SIAM J. Numer. Anal.*, **5** (1968), 506–517.
- [54] D. W. Stroock, Some stochastic processes which arise from a model of the motion of a bacterium, *Probability Theory and Related Fields*, **28** (1974), 305–315.

E-mail address: [chertock@math.ncsu.edu](mailto:chertock@math.ncsu.edu)

E-mail address: [kurganov@math.tulane.edu](mailto:kurganov@math.tulane.edu)

E-mail address: [lukacova@uni-mainz.de](mailto:lukacova@uni-mainz.de)

E-mail address: [snozcan@ncsu.edu](mailto:snozcan@ncsu.edu)